

SW5500 - the real Industrial Hybrid powered sweeper in the industry

The SW5500 offers a highly productive, comfortable and cost-effective way to sweep large floors and outdoor areas of dust and debris. A ride-on sweeper with the size and capacity to speed up your cleaning.

Daily benefits like creating a safer environment and lowering the total costs of ownership make this machine an attractive choice for contract cleaners, industrial sites and factories, warehouses, distribution centers, sports arenas, parking lots of large retail stores or shopping malls, multi-store car parks, etc.

At the same time, SW5500 provides more sustainability with the optional hybrid technology reducing emission and the level of noise.


What SW5500 does best for you:

1. Increases productivity at your fingertips
 2. Lowers the total cost of ownership
 3. Creates a safer and cleaner environment
- 25–30% increased sweeping performance with a worn main broom versus traditional sweeping system
 - 30% increased hopper filling gives higher productivity as less time is spend dumping the debris
 - The first real hybrid industrial sweeper on the market: flexible cleaning, low emissions and low noise
 - Main broom adjustment easy to check by pushing a button
 - All sweeping functions activated by OneTouch™ button and pressing the drive pedal
 - All functions automatically stop when not driving to reduce consumptions
 - High quality components and assembly
 - Automatic speed reduction in tight curves and operating the hopper
 - Warning alarm and reduced hopper lifting speed on slopes
 - DustGuard™ system to reduce dust created by the side brooms
 - Parallelogram concept on side broom for better and consistent sweeping performance
 - Climb 20% on ramp/slopes while sweeping



Picture shown may not represent model quoted

• Standard equipment

Included accessories	Ref. no.	Min. required	SWEeper SW5500 B	SWEeper SW5500 D	SWEeper SW5500 LPG
Filter for Sweeping					
FILTER PANEL PAPER ULTRA WEB	1467174000	1	•	•	•
Main Broom					
BROOM MAIN 360X850 8R PPL 0.8	1465717000	1	•	•	•
Side Broom					
BROOM SIDE 302X500 PPL 1.5 BLACK	1466670000	1	•	•	•
Light Option					
 BEACON KIT	1464948000	1	•	•	•



SW5500 - the real Industrial Hybrid powered sweeper in the industry

Model	SWEeper SW5500 B	SWEeper SW5500 D	SWEeper SW5500 LPG
Ref. no.	9084410010	9084412010	9084411010

PRODUCT FEATURES



Flap lifting device	•	•	•
Paper panel filter	•	•	•
Hour Meter	•	•	•
Amber safety beacon	•	•	•
Back up warning alarm	•	•	•
Battery version	•		
Fuel indicator and gauge		•	•
Service indicator	•	•	•
Key switch	•	•	•
Parking brake	•	•	•
LP gas version			•
Variable high dump system	•	•	•
Diesel version		•	
Non marking traction wheels	•	•	•
Battery level indicator	•		
Horn	•	•	•
Wet sweep by-pass	•	•	•
Variable speed control	•	•	•
Onboard charger	•		
Automatic speed reduction	•	•	•
Adjustable side broom speed	•	•	•
Adjustable seat	•	•	•
Charging indicator	•		
Multi-frequency filter shaker	•	•	•
Electric start		•	•
Speed indicator	•	•	•
Overheat indicator		•	•
One-Touch™ Button	•	•	•
No tool broom adjustment	•	•	•
Foam filled rear wheels	•	•	•
Main broom worn alarm	•	•	•
Timed multi-frequency filter shaker	•	•	•



SW5500 - the real Industrial Hybrid powered sweeper in the industry





Technical specifications	SWEeper SW5500 B	SWEeper SW5500 D	SWEeper SW5500 LPG
Motor power source	Battery 24V	Diesel, Yanmar 4.1 kW	LPG, Honda 6.3 kW
Max. speed (km/h)	9	10	10
Sound pressure level (dB(A))	68	85	79
Productivity main broom theoretical/actual (m ² /h)	7650/5355	8500/5950	8500/5950
Productivity 1 side broom theoretical/actual (m ² /h)	10575/7405	11750/8225	11750/8225
Productivity 2 side brooms theoretical/actual (m ² /h)	13500/9450	15000/10500	15000/10500
Working width (mm)	850	850	850
Working width with right side broom (mm)	1175	1175	1175
Working width with 2 side brooms (mm)	1500	1500	1500
Max. climbing rate (%)	20	20	20
Hopper volume (l)	150	150	150
Max. dumping height (cm)	165	165	165
Filter cleaning system	Timed multi-frequency	Timed multi-frequency	Timed multi-frequency
Filter area (m ²)	7	7	7
Side broom speed (RPM)	40 - 155	40 - 155	40 - 155
Side broom diameter (mm)	500	500	500
Length x width x height (mm)	1875x1200x1565	1875x1200x1565	1875x1200x1565
Net weight (kg)	636	757	764
Operating weight (kg)	1101	838	871

● Standard equipment, ○ Supplementary accessories, □ Mountable equipment

Accessories	Ref. no.	Min. required	SWEeper SW5500 B	SWEeper SW5500 D	SWEeper SW5500 LPG
External Charger					
 CHARGER HF 24V 30A SB175R	80542431	1	○		
CHARGER HF 24V 60A SB175G	80552460	1	○		
Battery					
BATT.12V-110Ah AGM Crystal Monobloc	80565512	2		□	□
BATT.24V-420Ah GEL Single Cells in tray	80562442	1	□		
BATT.24V-480Ah WET in tray - Aquamatic	80562448	1	□		
BATT. 6V-240AH GEL MONOBLOC	80564100	4	□		
 BATT. 6V-255AH WET SEMI T MONOBLOC	80565000	4	□		



SW5500 - the real Industrial Hybrid powered sweeper in the industry

Accessories		Ref. no.	Min. required	SWEeper SW5500 B	SWEeper SW5500 D	SWEeper SW5500 LPG
	BATT. 12V-110AH WET TUBULAR MONOBLOC	80564600	2		<input type="checkbox"/>	<input type="checkbox"/>
	BATTERY TRACTION 24V 330 Ah GEL	80565300	1	<input type="checkbox"/>		
	BATTERY TRACTION 24V 360 Ah	80565200	1	<input type="checkbox"/>		
Light Option						
	BEACON KIT	1464948000	1	<input checked="" type="checkbox"/>	<input checked="" type="checkbox"/>	<input checked="" type="checkbox"/>
	LIGHT FRONT KIT	1466889000	1	<input type="checkbox"/>	<input type="checkbox"/>	<input type="checkbox"/>
Other						
	BATT. FIXING 330/360Ah BATTERY TRAY KIT	1465750000	1	<input type="checkbox"/>		
	BATT. FIXING 420/480Ah BATTERY TRAY KIT	1466420000	1	<input type="checkbox"/>		
	BATT. FIXING HYBRID DIESEL KIT	1467093000	1		<input type="checkbox"/>	
	BATT. FIXING HYBRID LPG KIT	1467092000	1			<input type="checkbox"/>
	BATTERY TRAY 630X420	1467475000	1	<input type="checkbox"/>		
	BROOM LEFT SIDE PPL 1.5 KIT	1466888000	1	<input type="checkbox"/>	<input type="checkbox"/>	<input type="checkbox"/>
	HOSES LPG GERMAN MARKET KIT	1465974000	1			<input type="checkbox"/>
	HYBRID KIT	1466249000	1		<input type="checkbox"/>	<input type="checkbox"/>
	SEAT SUSPENSION KIT	1466887000	1	<input type="checkbox"/>	<input type="checkbox"/>	<input type="checkbox"/>
	USB PORT KIT	1466247000	1	<input type="checkbox"/>	<input type="checkbox"/>	<input type="checkbox"/>
	WHEELS SOLID 4.00-8 CPL KIT	1466860000	1	<input type="checkbox"/>	<input type="checkbox"/>	<input type="checkbox"/>
	WHEELS SOLID 4.00-8 NON MARKING CPL KIT	1466588000	1	<input type="checkbox"/>	<input type="checkbox"/>	<input type="checkbox"/>
Main Broom						
	BROOM MAIN 360X850 8R MIX STEEL WHITE	1465730000	1	<input type="checkbox"/>	<input type="checkbox"/>	<input type="checkbox"/>
	BROOM MAIN 360X850 8R PPL 0.8	1465717000	1	<input checked="" type="checkbox"/>	<input checked="" type="checkbox"/>	<input checked="" type="checkbox"/>
	BROOM MAIN 360X850 8R PPL 1 BLACK	1465731000	1	<input type="checkbox"/>	<input type="checkbox"/>	<input type="checkbox"/>
Side Broom						
	BROOM SIDE 302X500 MIX 5	1467076000	1	<input type="checkbox"/>	<input type="checkbox"/>	<input type="checkbox"/>
	BROOM SIDE 302X500 MIX STEEL	1466936000	1	<input type="checkbox"/>	<input type="checkbox"/>	<input type="checkbox"/>
	BROOM SIDE 302X500 PPL 1.5 BLACK	1466670000	1	<input checked="" type="checkbox"/>	<input checked="" type="checkbox"/>	<input checked="" type="checkbox"/>
Guard Option						
	CANOPY FOR OHG KIT	1466886000	1	<input type="checkbox"/>	<input type="checkbox"/>	<input type="checkbox"/>



SW5500 - the real Industrial Hybrid powered sweeper in the industry

Accessories		Ref. no.	Min. required	SWEeper SW5500 B	SWEeper SW5500 D	SWEeper SW5500 LPG
	DUSTGUARD KIT	1466890000	1	□	□	□
	GUARD LEFT SIDE BROOM KIT	1466892000	1	□	□	□
	GUARD OVERHEAD KIT	1466096000	1	□	□	□
	GUARD RIGHT SIDE BROOM KIT	1466891000	1	□	□	□
Filter for Sweeping						
	FILTER PANEL PAPER ULTRA WEB	1467174000	1	●	●	●
	FILTER PANEL POLYESTER ULTRA WEB	1467173000	1	○	○	○
	FILTER POCKET KIT	1466885000	1	□	□	□
On-Board Charger						
	CHARGER BATT. O/B 24V-40A 230V KIT	1466893000	1	□		

